



Head Office

Youth of India Foundation

Satyam Plaza, Near Bhaktinagar P.S.,
Check Post, Sevoke Road,
Siliguri, West Bengal - 734001
+91 78660 03362
youthofindia.org.in
info@youthofindia.org.in

Registered Office

Youth of India Foundation

R-35, B/2 1st Floor,
Pul Pehladpur, New Delhi-110044
+91 78660 03362
youthofindia.org.in
info@youthofindia.org.in

youthofindiafoundation Youth2047 Youth of India Youth of India foundation




QUARTERLY

FINANCIAL

REPORT 2024



Youth of India MUN 2024



Youth Ki Baat



Feed The Birds



YoI Merchandise in Microsoft



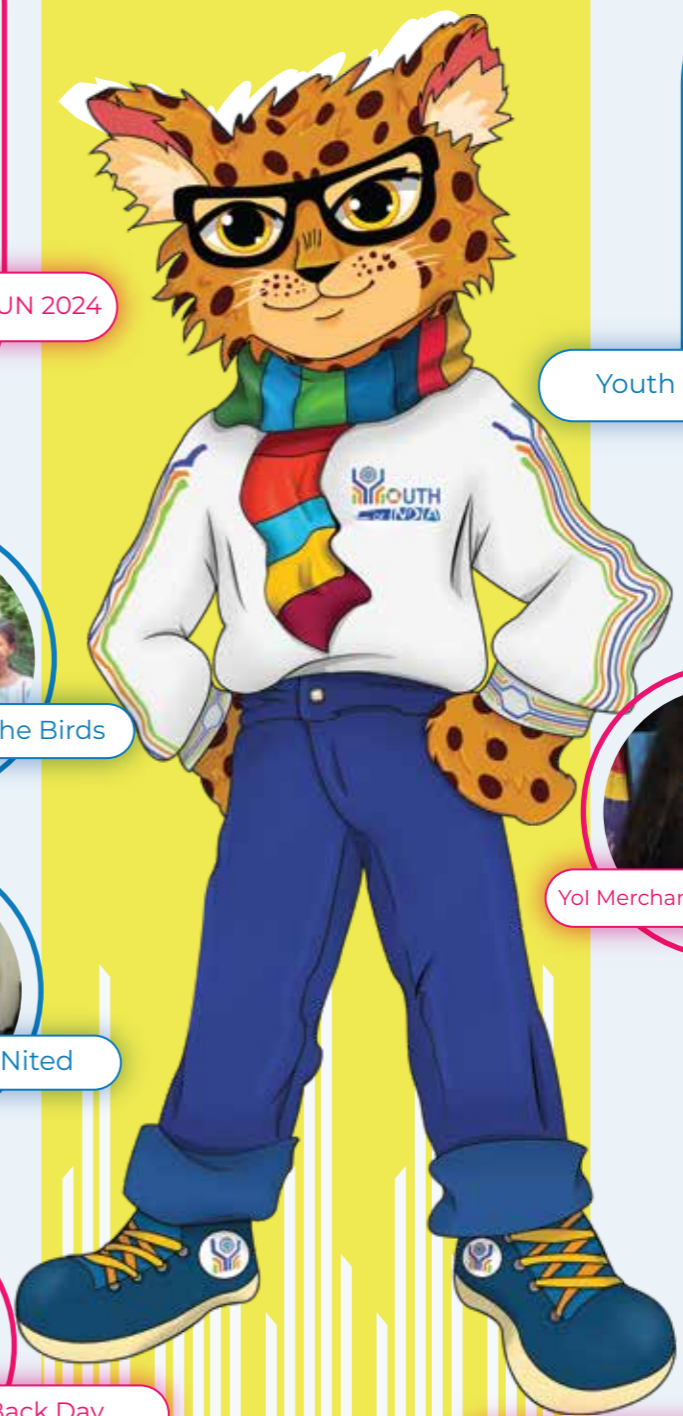
YoIMUNited



Giving Back Day



Sulochana Mansi Jajodia
Youth of India Skill Center





Sailesh Singhal

Founder,
Youth of India Foundation

Dear Supporters, Partners, and Members of the Youth of India Foundation,

I am honored to present to you our first-ever quarterly financial report. This report marks a significant milestone for the Youth of India Foundation as we take our initial steps towards transparency, accountability, and long-term sustainability.

Over the past few years, our Foundation has dedicated itself to Engaging, Empowering and Evolving the youth of India through various initiatives aimed at climate action, education, skill development, and community service. Our efforts have already started to yield positive results, and it is your unwavering support that has made this possible.

In this inaugural report, you will find a detailed account of our quarterly financial activities, including income, expenditures, and resource allocation. We believe that by sharing this information, we are not only adhering to the highest standards of financial responsibility for a Civil Society Organisation but also fostering a culture of trust and collaboration among all our stakeholders.

Here are a few Highlights from this Quarter:

01 Revenue Generation

We successfully raised funds through donations, and fundraising events, which has enabled us to launch several key projects.

02 Event Expenditures

A significant portion of our funds has been allocated to skill development center, educational programs and youth engagement activities. These investments are critical to our mission of nurturing future leaders.

03 Operational Efficiency

We have implemented cost-effective strategies and measures to ensure that a maximum portion of our resources is directed towards our core mission.

While we celebrate our achievements, we are also mindful of the challenges that lie ahead. The path to empowering India's youth is long and requires continuous effort and dedication. We are committed to maintaining the highest levels of integrity and transparency as we navigate this journey.

I extend my heartfelt gratitude to each one of you—our donors, partners, board members, volunteers, and team members. Your belief in our vision and your generous contributions have been the bedrock of our progress. Together, we are creating a brighter, more empowered future for the youth of India.

Thank you for your continued support and trust.



CA Muskan Agarwal
Chartered Accountant,
Youth of India Foundation

Executive Summary :

This quarter's financial activities for the Youth of India Foundation reflect a balanced approach to revenue generation and strategic fund utilization, despite a slight deficit. The trust managed a net expenditure exceeding receipts by ₹4,04,568.39, which was a deliberate strategy to support significant initiatives. Key highlights include the successful execution of the Model United Nations (MUN) event, impactful community outreach through stationery kit distribution, the establishment of the Green Skill Center and a massive Plantation Event.

Financial Overview :

The total receipts for the quarter amounted to ₹36,96,764.00. A substantial portion of this, ₹2,920,723, was generated from the MUN event, illustrating the trust's capability in organizing large-scale, revenue-generating activities. The remaining ₹7,76,041.00 was sourced from various other income streams, including donations and general fundraising, which underscores the foundation's ability to attract diversified financial support.

On the expenditure front, the foundation's total application of funds was ₹41,01,332.39. The MUN event constituted a major part of this spending, covering essential costs such as venue hire, logistics, and participant services. The trust also dedicated funds to its community outreach program, distributing kits to needy children, a move that aligns with its commitment to social welfare.

Furthermore, the foundation strategically invested in establishing the Green Skill Center and Plantation Event, utilizing accumulated reserves to promote sustainability and future-oriented skills development.

Despite the net deficit of ₹4,04,568.39 this quarter, the decision to exceed receipts with application of funds reflects the trust's proactive approach to leveraging its reserves for impactful initiatives. This strategy ensures that accumulated funds are utilized for meaningful projects rather than merely being conserved.

Key Initiatives :

The MUN event not only generated significant revenue but also reinforced the foundation's reputation for organizing high-impact educational activities. Efficient management of event-related expenses further highlights the trust's operational competence. The community outreach initiative, focused on distributing kits to underprivileged children, effectively utilized funds to maximize social impact, demonstrating the foundation's dedication to direct community support. Establishing the Green Skill Center is a strategic investment in sustainability, expected to provide long-term benefits by fostering environmental education and skills. The foundation has also expressed its concern for the environment by driving a massive plantation event.

Documentation and Financial Controls :

The Youth of India Foundation maintains exemplary standards in financial documentation and control, ensuring transparency and fairness in all financial transactions. Each expense is meticulously documented, with every bill and receipt carefully maintained. The trust follows a robust verification process where each expense is reviewed and approved by one individual, and the payment is then authorized by a different person. This dual-approval system safeguards against errors and biases, promoting integrity and accountability in financial management. Such rigorous documentation practices and control measures depict the trust's commitment to upholding high standards of fairness and transparency in its financial operations.

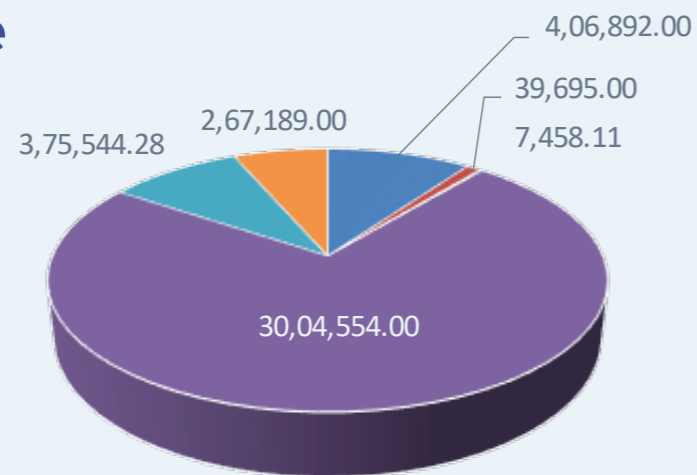
Financial Position and Recommendations :

The Youth of India Foundation maintains a stable financial position, with prudent use of reserves supporting key projects. The trust's ability to attract diversified income streams and its commitment to using funds effectively are commendable. Moving forward, the foundation should continue to enhance financial reporting transparency, ensuring detailed documentation of fund allocations and impacts. Regular reviews of reserve levels are recommended to maintain sufficient readiness for future needs and opportunities. Additionally, exploring new revenue opportunities will help diversify and stabilize the foundation's income base. Finally, ongoing efforts to optimize expenditure without compromising the quality or reach of initiatives will further strengthen the foundation's financial health and mission alignment.

Income & Expenditure Account

To	Expenditure	Amount	By	Income	Amount
To	Administrative Expenses Annexure-6	4,06,892.00	By	Donation Received - General	5,32,751.00
To	Distribution Drive Annexure-7	22,595.00	By	Donation Received - Plantation	31,723.00
To	Donation Given Annexure-8	11,000.00	By	Membership Fees Received	10,12,134.00
To	Depreciation Annexure-2	7,458.11	By	Donation Received - MUN	18,73,189.00
To	Event Expenses		By	Skill Center Receipts	2,00,000.00
To	Feed the Birds	600.00	By	Sponsorship Received	35,400.00
To	MUN - 2024 Annexure-9	28,99,361.00	By	Mercandise Sale	920.00
To	Plantation Event Annexure-10	84,140.00	By	Interest on Fixed Deposits	10,647.00
To	Merchandise Annexure-11	20,453.00	By	Excess of Expenditure over Income	4,04,568.39
To	General Expenses Annexure-12	3,75,544.28			
To	Scholarship Expenses Annexure-13	6,100.00			
To	Yol Skill Center Annexure-14	2,67,189.00			
		41,01,332.39			41,01,332.39

Expenditure

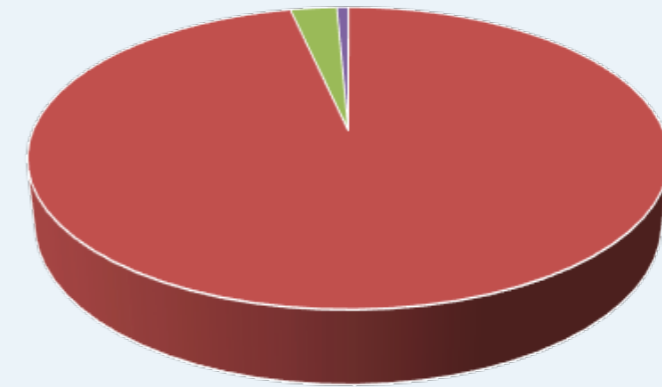


- Administrative Expenses
- Depreciation
- General Expenses
- Distribution, Donations & Scholarships
- Event Expenses
- Yol Skill Center

Event Expenses

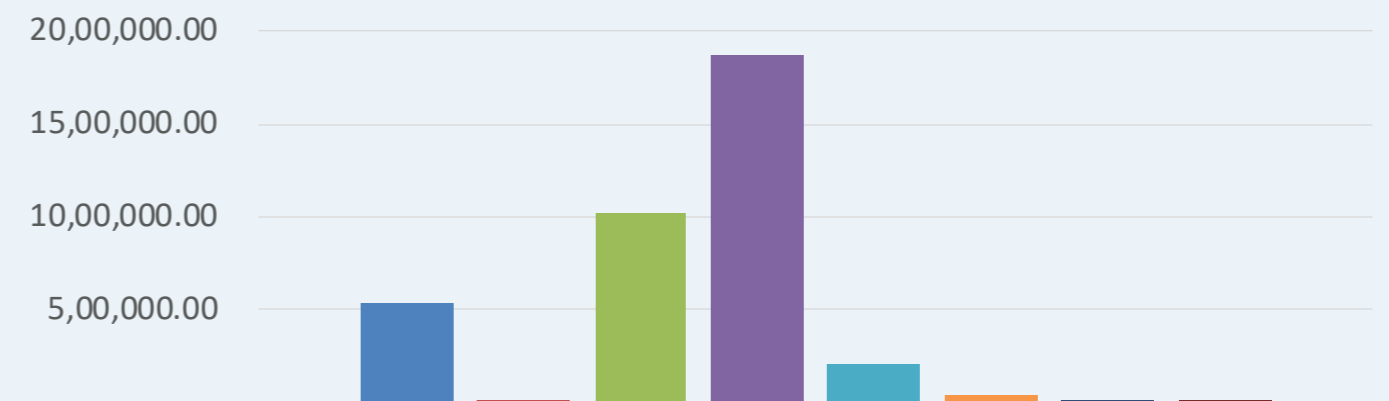
Feed the Birds ₹ 600.00 | MUN - 2024 ₹ 28,99,361.00 | Plantation Event ₹ 84,140.00

Microsoft ₹ 20,453.00



- Feed the Birds
- MUN - 2024
- Plantation Event
- Microsoft

Receipts

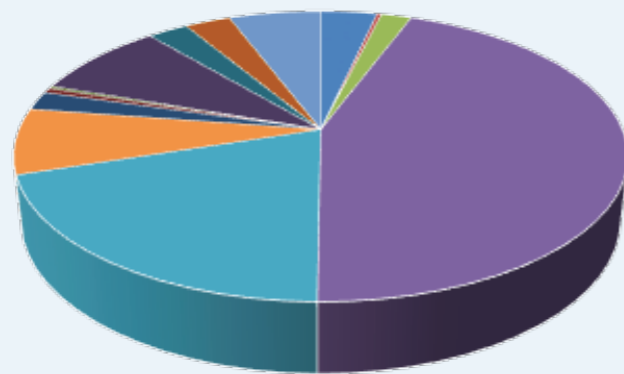


- Donation Received - General
- Membership Fees Received
- Skill Center Receipts
- Mercandise Sale
- Donation Received - Plantation
- Donation Received - MUN
- Sponsorship Received
- Interest on Fixed Deposits

YoIMUN 2024

To	Expenditure	Amount	By	Income	Amount
To	Advertisement Expenses	1,03,000.00	By	Donation Received	18,73,189.00
To	Consultancy Fees	8,000.00	By	Membership Fees Received	10,12,134.00
To	EB	54,800.00	By	Sponsorship Received	35,400.00
To	Event Expenses	12,88,084.00			
To	Fooding Expenses	5,76,802.00			
To	General Expenses	2,12,739.00			
To	Miscellaneous Expenses	60,500.00			
To	Photography & Videography	16,000.00			
To	Postage & Courier Expenses	8,441.00			
To	Printing & Designing	2,46,270.00			
To	Stationery & Merchandise Expenses	73,939.00			
To	Stay Expenses	82,968.00			
To	Travelling Expenses	1,67,818.00			
To	Excess of Income over Expenditure	21,362.00			
		29,20,723.00			29,20,723.00

YoIMUN EXPENDITURE



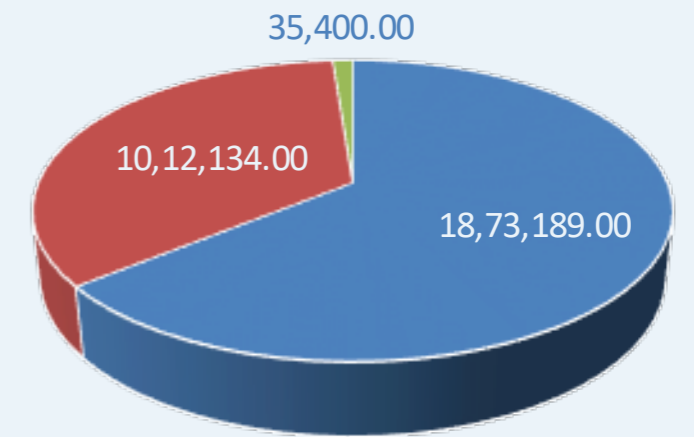
- Advertisement Expenses
- Consultancy Fees
- EB
- Event Expenses
- Fooding Expenses
- General Expenses
- Miscellaneous Expenses
- Photography & Videography
- Postage & Courier Expenses
- Printing & Designing
- Stationery & Merchandise Expenses
- Stay Expenses
- Travelling Expenses

YoIMUN Receipts

Donation Received
₹ 18,73,189.00

Membership Fees Received
₹ 10,12,134.00

Sponsorship Received
₹ 35,400.00



- Donation Received
- Membership Fees Received
- Sponsorship Received

Sulochana Mansi Jajodia Youth of India Green Skill Center

To	Expenditure	Amount	By	Income	Amount
To	Artist Expenses	9,000.00	By	Donation Received	2,00,000.00
To	Aluminium Windows	8,216.00	By	Excess of Expenditure over Income	67,189.00
To	Cement	3,490.00			
To	Decoration	1,825.00			
To	Electric Equipments	19,700.00			
To	Fooding Expenses	3,950.00			
To	Gate	25,880.00			
To	Labour	16,950.00			
To	Marble Name Plate	4,800.00			
To	Miscellaneous Expenses	1,900.00			
To	Paver	71,064.00			
To	Paver Labour Charges	12,000.00			
To	Paint	21,470.00			
To	Paint Labour	20,000.00			
To	Sand	17,500.00			
To	Television	12,744.00			
To	Tiles Labour	13,000.00			
To	Travelling & Conveyance	3,700.00			
		2,67,189.00			2,67,189.00



- Electric Equipments & Fixings
- Labour
- Miscellaneous Expenses
- Material
- Television
- Travelling & Conveyance

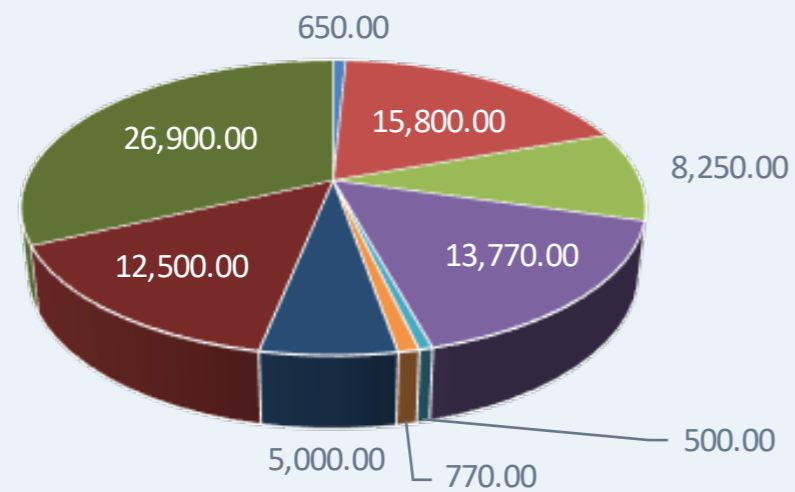
Plantation Event Income & Expenditure Account

To	Expenditure	Amount	By	Income	Amount
To	Cocpet & Vermicompost	650.00	By	Donation Received	31,723.00
To	Event Expenses	15,800.00	By	Excess of Expenditure over Income	52,417.00
To	Food Expenses	8,250.00			
To	Labour Charges	13,770.00			
To	Medical Equipments	500.00			
To	Momento	770.00			
To	Photo & Videography	5,000.00			
To	Pits	12,500.00			
To	Travelling	26,900.00			
		84,140.00			84,140.00

Merchandise Event Income & Expenditure Account

To	Expenditure	Amount	By	Income	Amount
To	Travelling	16,028.00	By	Merchandise Sale	920.00
To	Postage & Courier	3,900.00	By	Excess of Expenditure over Income	19,533.00
To	General	525.00			
		20,453.00			20,453.00

Plantation event expenses



- Cocpet & Vermicompost
- Event Expenses
- Food Expenses
- Labour Charges
- Medical Equipments
- Momento
- Photo & Videography
- Pits
- Travelling

Annexures to Income & Expenditure

Annexure-6	
Administrative Expenses	
Particulars	Amount. (Rs.)
Accounting Charges	8,000.00
Gmail Expenses	3,800.00
Jio Recharge	470.00
Rent	45,000.00
Salary Expenses	3,49,622.00
Total	4,06,892.00
Annexure-7	
Distribution Drive	
Particulars	Amount. (Rs.)
Stationery Kit - Chumta	22,595.00
Total	22,595.00
Annexure-8	
Donation Given	
Particulars	Amount. (Rs.)
Swastika Yubak Sangha	10,000.00
Virina Welfare Foundation	1,000.00
Total	11,000.00
Annexure-12	
General Expenses	
Particulars	Amount. (Rs.)
Consultancy Fees	15,000.00
Electricity	44,095.00

Annexures to Income & Expenditure

Food Expenses	825.00
Instagram Subscription	5,398.00
Legal Expenses	4,000.00
Miscellaneous Expenses	25,794.28
Petrol	15,000.00
Professional Charges	3,550.00
Accommodation	9,440.00
Travelling Expenses	2,27,293.00
Wifi Recharge	2,000.00
Interest on TDS	3,384.00
Late Fees on TDS	19,765.00
Total	3,75,544.28
Annexure-13	
Scholarship Expenses	
Particulars	Amount. (Rs.)
Anita Rani	4,000.00
Sattvika Academy	2,100.00
Total	6,100.00

Balance Sheet as on 30th June,2024

Liabilities	Amount. (Rs.)	Amount. (Rs.)	Liabilities	Amount. (Rs.)	Amount. (Rs.)
Corpus & General Fund			Fixed Assets		67,984.36
Less: Defiit during the period	8,06,336.92		Annexure-2		
Closing Balance	4,04,568.39	4,01,768.52			
Opening Balance			Investments		4,83,323.00
			Anexxure - 3		
Current Liabilities					
			Current Assets		
Other Current Liabilities					
Annexure-1		9,69,670.27	TDS Receivable		5,42,291.00
			Annexure-4		
			Cash & Cash Erquivalents		
			- Cash at Bank	10,642.43	
			- Cash Balance	17,457.00	28,099.43
			Other Current Assets		2,49,741.00
			Annexure-5		
		13,71,438.79			13,71,438.79

Annexures to Balance Sheet

Annexure-1	
Other Current Liabilities	
Particulars	Amount. (Rs.)
Gautam Traders	9,47,570.27
TDS Payable	22,100.00
	9,69,670.27
Annexure-4	
TDS Receivable	
Particulars	Amount. (Rs.)
F.Y 2023-24	5,41,691.00
SRIRS Eventures (Ather)	600.00
	5,42,291.00
Annexure-5	
Other Current Assets	
Particulars	Amount. (Rs.)
Dreamlens Productions	320.00
Jagran Prakashan Ltd	857.00
Payal Saria (Mangal Event)	5,244.00
Sai Gokul	1,670.00
Strato Graphix	650.00
The Films And Theatre Society	10,300.00
The Style Decorators	3,900.00
Others	200.00
Harsh Mitruka	2,00,000.00
Vasumitra	20,000.00
Accrued Interest on FD	6,600.00
	2,49,741.00

Fixed Assets (Annexure-2)

Sl NO.	Particulars	Rate	Opening Balance as on 01.04.2023	Additions (More than 180 days)	Additions (Less than 180 days)	Sale/Disposal	Depreciation	Closing Balance as on 31.03.2024
	Computer & Accessories							
1	Hard Disk	40%	3,587.20				358.72	3,228.48
2	Keyboard	40%	1,996.00				199.60	1,796.40
3	Laptop	40%	17,600.00				1,760.00	15,840.00
4	Mouse	40%	528.80				52.88	475.92
5	HDMI Cable	40%	3,678.40				367.84	3,310.56
6	Gimble 3 Axis	40%	7,192.00				719.20	6,472.80
7	Speaker	40%	3,759.20				375.92	3,383.28
8	Television Set	40%	32,792.00				3,279.20	29,512.80
9	Webcam	40%	2,012.00				201.20	1,810.80
			73,145.60				7,314.56	65,831.04
	Intangible Assets							
10	Trade Mark	25%	2,296.88				143.55	2,153.32
			2,296.88				143.55	2,153.32
	Total		75,442.48				7,458.11	67,984.36

Fixed Deposits (Annexure - 3)

Sl NO.	Particulars	Opening Balance as on 01.04.2024	Additions	Withdrawal	Interest	TDS	Closing Balance as on 30.06.2024
1	FD: 43058502947	-	1,40,000.00	1,40,000.00	-	-	-
2	FD: 41815285633	1,99,625.00	-	2,06,573.00	6,948.00	-	-
3	FD: 42856426421	-	20,000.00	20,157.00	157.00	-	-
4	FD: 42913890517	-	25,70,000.00	25,80,387.00	10,387.00	-	-
5	FD: 42933383740	-	3,50,000.00	3,50,000.00	-	-	-
6	FD: 42976289817	-	5,10,000.00	5,10,103.00	103.00	-	-
7	FD: 42748142444	5,72,375.00		89,052.00			
8	FD: 42835407924	1,80,000.00		1,81,668.00	1,668.00		4,83,323.00
	Total	9,52,000.00	35,90,000.00	40,77,940.00	19,263.00		4,83,323.00